



GA: AMT2538-002-1-C

Products listed and types are indicative of quality, alternatives may be considered to suit the buyer's application or availability.

GENERAL

Application	Offshore and interisland cargo and passenger craft, survey and seismic services, medical evacuations etc.
Vessel Type	Shallow draft landing craft
Designer	Australian Marine Technology Pty Ltd
Builder	MOC Shipyards Pvt Ltd
Crewing	5 plus crew with 52 PAX
Classification	BV cargo passenger coastal
Construction	Steel hull / aluminium superstructure

DIMENSIONS

Length Overall	25.0 meters
Beam	7.0 meters
Draft	2.20 meters loaded, 1.10 lightship
Clear Deck Area	97 meters square
Deck Load	80 tonnes
Deadweight	105 tonnes

PERFORMANCE

Economic Speed	8 knots @ 75% MCR
Speed Maximum	10 knots @ 100% MCR
Range	500 NM with 10% reserve

MACHINERY

Main Engines	2 x Yanmar @ 278 kW each
Propulsion	FPP aligned with keels c/w twin rudders
Generators	1 x 25 kW 415V 50 hz (other options)
Exhaust	Wet

TANK CAPACITIES

Fuel Oil	4,000 litres
Potable Water	4 000 litres
Cargo Fuel	Up to 32,000 litres independent tanks (opt)
Fuel Transfer	Via manifold delivery > 200 meters (opt)

AUXILIARY EQUIPMENT

Sewage Treatment	1,000 litres, (optional STP)
Oily Water Separator	15ppm (optional)
Fire Hydrants	3 station
Fixed Fire System	CO2 (if required)
Bilge System	Mechanical with electric backup

ACCOMMODATION

Airconditioned and heated habitable spaces, cabins 2 x 2 person and 1 x 1 person. Galley, mess, large store, kiosk, WC's and showers, seating for 52 passengers, kiosk and 2 x WC

DECK EQUIPMENT

Fendering	Half round strake c/w aircraft tyres
Deck Protection	Hardwood timber (optional)
Cargo Lashing	Recessed SWL 2 tonne
Deck Crane	Knuckle boom 1 tonne @ 15 meters (optional)
Mooring	8 x double bit bollards
Plating	Hull 6mm, bottom 8mm and cargo deck 10mm
Access	Gangway and gunwale door
Anchor	1 x 100 kg with 1 x 110 chain, 1 x winches
Loading Ramp	3.50 meter clear width, electric winches

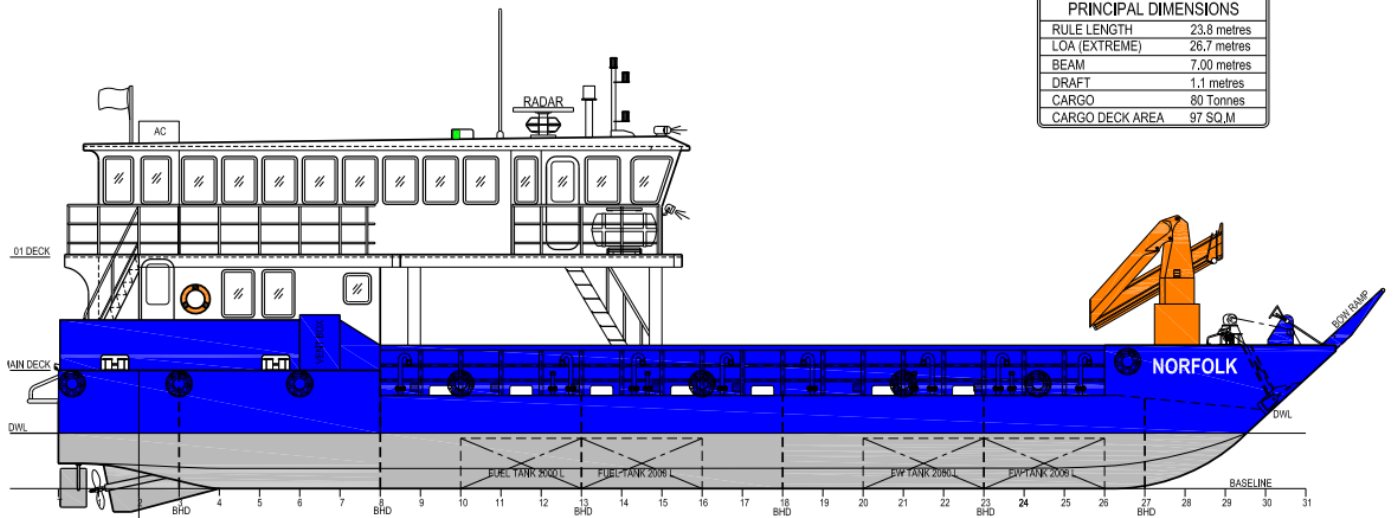
NAVIGATION

Searchlight	1 x Francis L300 remote control
Radar System	Simrad NSS16 MDF Halo 20 48 NM
Echo Sounder	Simrad BSM 3 c/w 1 kW TXPR
Nav Plotter	Simrad NSS16
GPS	Simrad GS25
DGPS	Simrad MX610
Auto Pilot	Simrad AP70
SSB / HF Radio	Icom M85E
VHF Radio	Icom M510E
Handheld Radio	1 x Icom M85E
Compass	Simrad Fluxgate FC40
Intercom	2 x Icom M510E c/w wireless remote
Barometer / Clock	As directed by Flag State
Navigation Lights	SOLAS approved
Fog Horn	SOLAS approved
Deck Lights	6 x recessed
EPIRB	Simrad 406
SART	Simrad SA70

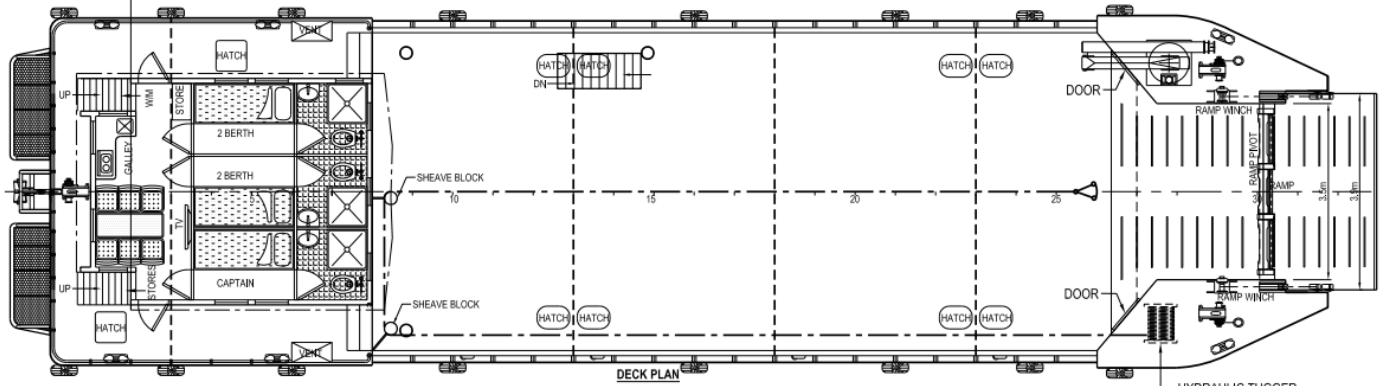
LIFE SAVING

Life Rafts	3 x 25 person SOLAS
Personal Flotation	60 x SOLAS

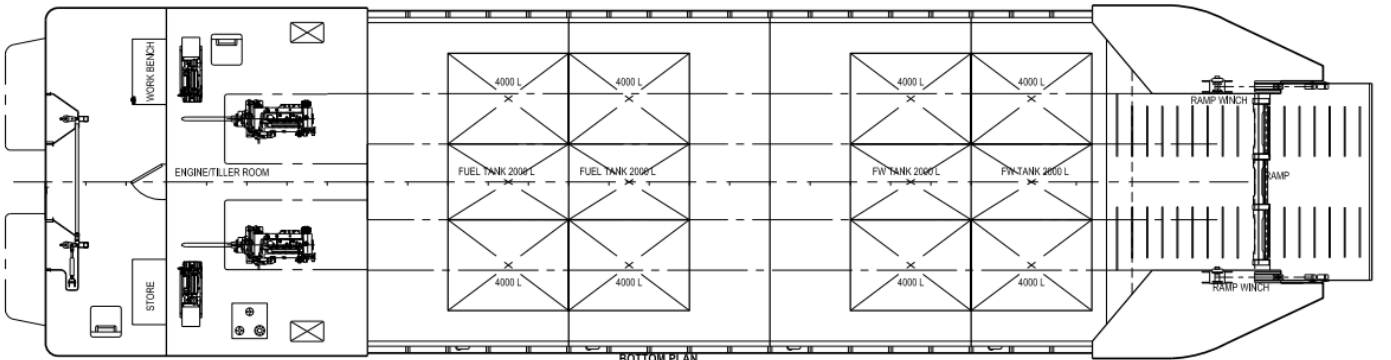
PRINCIPAL DIMENSIONS	
RULE LENGTH	23.8 metres
LOA (EXTREME)	26.7 metres
BEAM	7.00 metres
DRAFT	1.1 metres
CARGO	80 Tonnes
CARGO DECK AREA	97 SQ.M



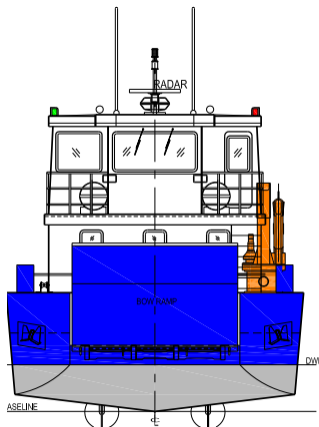
STARBOARD PROFILE



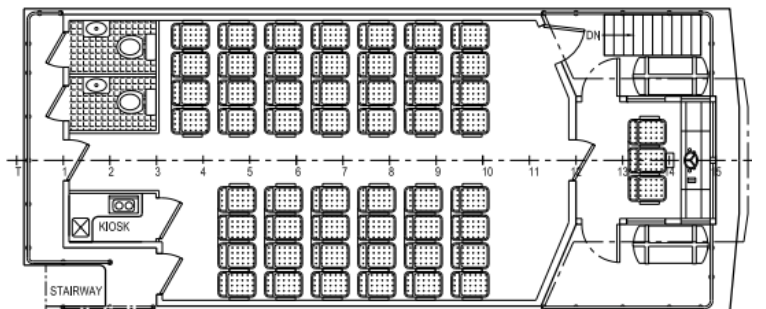
DECK PLAN



BOTTOM PLAN



FRONT ELEVATION



01 DECK PLAN